

HIGHLANDS HAPPENINGS

Volume 8, Issue 6

February 14, 2018

Happy February!

We trust that you are happily surviving (and perhaps enjoying?) these winter months. Students and staff continue to do a tremendous job maintaining the routine of school and taking advantage of this long stretch of instructional time between winter and spring break. Growing and learning are in full gear at Highlands! You'll be able to see some evidence of this learning in the grade level pieces included in this month's newsletter.

We recently wrapped up our NWEA MAP testing and AIMSweb benchmark assessments. We often receive questions about the nature of these different assessments, including why different assessments are administered and how the results are used. In brief, each type of assessment provides different information about student learning and readiness, and no single assessment is ever used in isolation for major programming decisions. We want to see a complete picture for each child, including assessment data, classroom work, teacher observations, and information from parents. The variety of assessment types – computer-based, timed, untimed, oral, written, etc. – as well as the variety of assessment content – conceptual, higher level, rote memory, computational – contribute significantly to our understanding of student growth and needs.

A related question we sometimes receive is in regards to the time students spend completing formal assessments. A recent internal time audit revealed that the time students spend engaged in formal assessments (including MAP in grades 1-4, AIMSweb benchmarking in grades K-4, PARCC in grades 3-4, and the district writing assessment in grades K-4) consisted of between 0.6% and 2.4% of a student's total school minutes each year, depending on the grade level. We remain dedicated to protecting instructional minutes and streamlining assessments in order to make the most of every minute we have with students while they are in school.

As always, please feel free to contact the school at any time if you have regarding your child's learning and experience. We know that as a team we can continue to work together for the benefit of all our students.

Sincerely,

Brian Graber



Monthly Events

FEBRUARY



15 - Evening Parent Teacher Conferences

**16 - Early Dismissal 11:45 a.m.
ECE - AM class only**

19 - No School, Presidents' Day

**20 - PTC Fun Lunch, Ledo's Cheese Pizza
Board of Education Meeting 7:00 p.m.**

**22 - 1st Grade Music Concert Assembly
9:45 - 10:15 a.m. (MPR)
1st Grade Music Concert
7:00 p.m. (MPR)**

23 - PTC Ice Cream Day

26 - Elementary School Store

**27 - Kindergarten Registration
4:00 - 6:00 p.m. (LRC)**





FOURTH GRADE STUDENT WORK

Christmas Day 2016!

By: Gavin B

Yes!! That is the sound of me on Christmas morning of 2016. I had just been woken up by my cousin and my little brother. I said " Kira and Aidan, it is soo early in the morning!"

"Why did you wake me up?!"

They told me that it was time to wake up, and eventually I came to my senses, and I got up with the party of little kids. It smelled like that early morning scent those early risers have. It was a mix of the pine tree scent and the smell of the coffee. I had a foresight that everyone would probably be a little reluctant to wake up, but I knew that everyone, eventually, would remember that it was Christmas!

It all started in the morning when we all woke up. Me, my little brother Aidan, and my cousin, Kira, all rushed down to the Christmas tree. I really like the smell of the pine tree at Christmas. There were three presents, perfectly stacked on top of each other. My mom told me that I got the smallest one, which bummed me out. It was also fairly heavy. I started to lose interest. I said, "Why do I have the smallest present out of all of them??"

I thought that I got just a box of coal. After I allowed Aidan and Kira open their presents, I began to open mine. I saw video game warnings, like for seizures and stuff.

Thoughts began to race through my head, "What is it?" I thought immediately.

Then I began to tear the paper more, and I saw the word new on the box. Then I knew it was a video game from

Nintendo, because the new was surrounded by the exclamation that they use for amiibo. I then knew that it was a DS system. Then my face lit up like a decorated Christmas tree.

Immediately, I opened it completely, and turned it over. "Oh MY GOSH!!!"

It was a new Nintendo 3DS XL! Right after, I was speechless for a second, then I immediately started to say: "JACKPOT!!!!!! JACKPOT!!!!!!"

And I was like that for about minute .

Then my mom said "Calm down, and open the rest of your presents."

I tore open the box as fast as I could, and when I pulled it out, I had a red 3DS. It felt like a super smooth surface, and it looked super sparkly! I loved it and couldn't wait to play on it! That day was awesome, and I wanted to savor every moment with it!

Not long after that, I calmed down and opened the rest of my presents. I had a really great Christmas last year. I realized that somethings are worth the wait. Who knows? Maybe I will get a hoverboard next year!

New Puppy

By: Emma C

"HURRY, EMMA GET INTO THE CAR!!! WE NEED TO LEAVE NOWWWWWWW!!!!!!" It was December 18th, 2016, and I was on the way to my aunt and uncle's house for a big surprise that I had no idea about. No one would tell me anything!

It all started, when my mom yelled for me to get into the car. I was not expecting to go any where since all my family does is sit on the couch like a couch potato.

I walked out of my room, while my mom screamed at the top of her lungs, "Emma get into the car, we need to go somewhere!"

I suddenly thought that this was an emergency so I started to sprint outside into the freezing cold weather. I turned around and realized that our house was fine, and also that it was like an iceberg outside. I felt the frosty air hit my face. I ran back inside. My mom told me to get a coat on and hurry into the car. She said this like we weren't in a rush anymore which was very confusing, but I still got into the car.

"We are going to your aunt and uncle's house," my mom announced. Still like we weren't in a rush.

When I glanced at her she had this big smile on her face.

Moments later, we showed up at their house. We walked to the door. I heard my dad press a recording button so I turned around and then I saw my parents creepily recording me. This was kind of weird, but I went along with it. Right before I opened the door, I paused and had a flashback when I got my guinea pigs for Christmas, I was recorded. Something rushed through my mind...

my aunt and uncle have always wanted another dog to go along with their current dog. I was soooooo excited!!!!!! I opened the door acting like I didn't figure anything out.

Just then, a black lab ran up to me. He was a dirty mess and he smelled like a dead mouse. I thought he might be homeless. When I touched him, he felt very slender and bony. I knew right then, he was starved to death. I was so surprised at how his owners had treated him that I pulled my hand back in shock.




My aunt and uncle walked up to me and said, "This is a dog that we found on the streets. We had checked for a chip, and no chip. We were going to put him in the pound, but that would just be cruel because we have a very special bond and we thought you would like him since he looks just like our old dogs, Daisy and Ralph. THIS IS OUR NEW DOG, EMMA!"

At that moment, I knew that I was going to explode. I screamed so loud I am pretty sure that you could hear me from a mile away. Even though this new dog wasn't mine, I go to their house so often it was like he was my dog. They even let me pick his name! This dog was kind of hilarious, so I wanted to pick a funny name. His name is now Gus, and he is not homeless anymore!

Man, this was an exciting day! Who knew that having a lazy day would turn into a ball of excitement? My aunt and uncle had once had two dogs but never had the guts to get another one. Plus, Gus looked exactly like their old dogs. The only difference is that Gus is WAY more crazy and has a much different back story!



THIRD GRADE STUDENT WORK




EGYPT
By: Isaac and Will

Introduction

The name of our researched country is Egypt, which is in Africa. The capital of Egypt is Cairo. Libya, Sudan, and Israel border it, and the Nile River is running through it. The population of Egypt is 76, 117, 421 people. The official language of Egypt is Arabic. Their main religions are Islam and Muslim like many Middle Eastern countries even though it's in Africa.

National Holidays




Some of Egypt's holidays include Ramadan and Id Al-Fitr. Ramadan includes fasting and feasting. You also might see a lot of praying for the prophet Muhammad. However people might not know of Id Al-Fitr because it celebrates the end of the Ramadan season so they may still refer to it as Ramadan. On Id Al-Fitr there's a big feast with treats and lots of food with everyone in the town. These holidays are mostly Muslim and Islamic ones.



SECOND GRADE STUDENT WORK

Jer the power of
YET Jeremiah




I cannot...
do the splits
yet...

but I can...
play tag.




the power of
YET Maya



I cannot...
make chocolate chip
cookies.

but I can...
tie my shoes



FIRST GRADE STUDENT WORK

Mia H.



How to Build a Snowman

Have you ever made a snowman? Read this story how to build a snowman. You'll need snow, big buttons, scarf, carrot for the nose, rocks for its eyes, mouth, sticks for its hands and shoes. First roll a large snowball, a medium snowball and a small snowball. Next stack the snowballs.

Faith Wheeler © 2012 All Rights Reserved




Mia H.



How to Build a Snowman

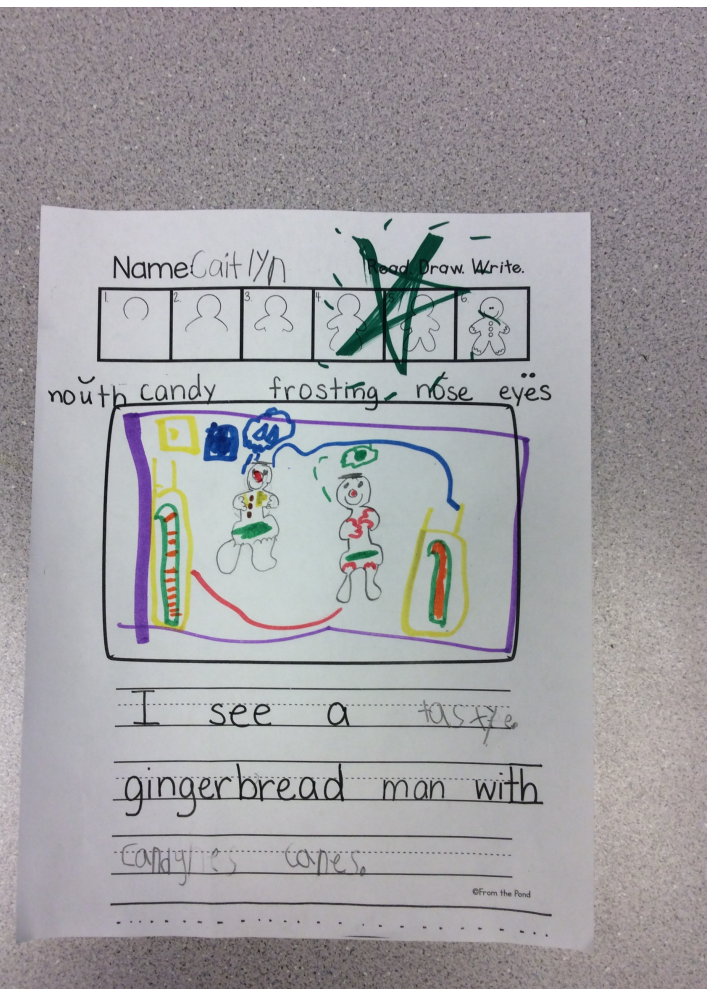

from small to large. Last add the rocks for the eyes and the mouth, carrot for the nose, sticks for the arms, a scarf, buttons and a hat. Now are you ready to make a snowman now? I hope your snowman looks awesome!

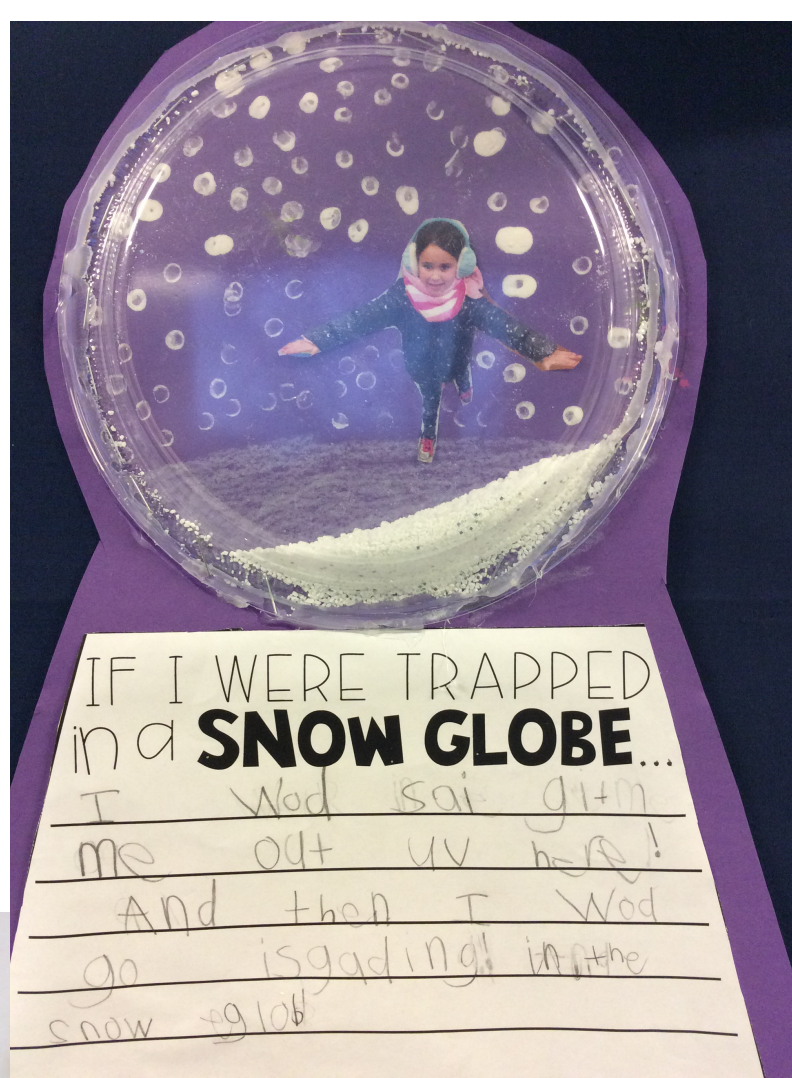
Faith Wheeler © 2012 All Rights Reserved





KINDERGARTEN STUDENT WORK





Family Homework

Draw a picture about how your family celebrates one of the winter holidays: Hanukkah, Christmas, Kwanzaa... You or your child may write a sentence about your family's tradition(s). Please return on **Monday**.

Name Maya



Our family celebrates christmas.

We Decorate the christmas
tree and open present





**Monday, February 19 - NO SCHOOL
Presidents' Day**


Winter Recess Policy:

Please remind students that they will have outdoor recess in dry weather, if the temperature and wind chill are 15 degrees or above. Please make sure your students are adequately clothed for outdoor recess. Hats, mittens, and scarves are needed for cold weather. We ask that children wear boots when there is snow on the ground.



Boxtops & Soup Labels

The head-to-head competition is still going on between homerooms. Please bring in your boxtops. The first competition will end on Dec. 14th.



ELEMENTARY OFFICE HOURS:

7:45 A.M. - 4:00 P.M.

OFFICE LINE: 579-6886

**PLEASE CALL IN YOUR STUDENTS ABSENCE AND
HOMEWORK REQUEST BEFORE 10:00 A.M.**

ABSENCE LINE: 579-6894



Kindergarten Registration
Tuesday, February 27, 2018
4:00 - 6:00 p.m.

Home & School

Working Together for School Success

CONNECTION®

February 2018



Highlands Elementary School
Mr. Brian Graber, Principal

SHORT NOTES

I love you because...

Family members can share what they love about each other with this writing activity. Have your youngster cut out paper hearts. Write love notes on them and hide for others to find. For example, maybe your child will put one under her sister's placemat that says, "I love you because you make me laugh."

On the road again

Carpooling with other parents is a great way to save time and money—and to get to know your youngster's classmates. When you drive, you'll probably hear them discuss school, sports, and friends. *Note:* Ask parents about booster seats—if a child uses one in his parents' car, he'll need one in yours, too.

Indoor "recess"—at home

When winter weather keeps your family inside, ask your child to show you what she does during indoor recess at school. She could teach you games, crafts, or songs she enjoys. Then, encourage her to come up with new ideas to try at home or in class.


Worth quoting

"Life itself is the most wonderful fairy tale." *Hans Christian Andersen*

JUST FOR FUN

Q: Why did the orange lose the race?

A: Because it ran out of juice!



Olympic-sized learning

While the 2018 Winter Olympic Games are taking place thousands of miles away, your child can earn a "medal" in learning at home. Turn Olympic magic into educational gold with these suggestions.

Reading

Speed skating, ski jumping, luge...which Winter Olympics sports does your youngster enjoy watching? Head to the library together to pick out books about their history, the rules, and how the athletes train. *Idea:* Hold a "reading Olympics." Let family members count the books they read in February. At the end of the month, everyone can award medals to their three favorites.

Math

Your child will practice gathering, recording, and calculating data to find out which of his favorite countries wins the most medals. Encourage him to divide poster board into four columns: "Country," "Gold," "Silver," "Bronze." In column one, he can list teams he'd like



to follow. Every day, have him check a newspaper or olympic.org and add tally marks for each country's medals. After the Olympics end, he can total them up to see who got the most in each category.

Social studies

Where in the world do the Olympic athletes come from? To explore geography, help your youngster use a map to find countries represented in the Olympics. He might put star stickers on the countries on a wall map. Or let him print out a world map and make a dot on each competing country.♥

Decisions, decisions

Learning to make smaller decisions now will prepare your youngster to make bigger ones later. Here are ways to build her decision-making skills:


- Hearing you think through your choices gives your child an example to follow. You might say, "I'd like to visit Aunt Sue tonight, but then I might not finish this proposal for work. I'll go Saturday instead."
- When possible, give your youngster two to three specific options. That way, she can make a decision without feeling overwhelmed. *Example:* "Do you want to sweep or dust?" rather than "Which chore would you prefer to do?"♥



An anti-bullying attitude

Having a positive attitude toward others can help to keep your youngster from participating in bullying. With these ideas, she'll be more apt to be kind to others and want them to feel included.

1. Watch your words. Let your youngster know you expect her to speak kindly. Before she says something she's unsure about, she could ask herself if she would want you to hear it. If she overhears another

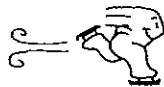


student calling a classmate names or gossiping, she could counter the unkind words with nice ones. ("I hear you're really good at gymnastics.")

2. Accept everyone.

Leaving people out on purpose is a form of bullying. Suggest that your child look for chances to make others feel that they belong. For example, she might ask to


join someone who normally sits alone on the bus. Or she could invite a new student to her birthday party. She'll see how good it feels to make someone's day—and perhaps she'll even gain a friend!♥



ACTIVITY CORNER

Inspired by art

Art unleashes your child's imagination and lets him practice fine-motor skills. Try these tips to encourage him to experiment.



Use natural supplies

Challenge your youngster to find free art materials right in your backyard! For instance, he might use sticks or feathers as paintbrushes. Or he could draw on rocks with colored chalk.

Try new formats

Suggest that your child arrange objects (toys, fruits) on a table and sketch a still life. Or go outdoors where he can paint a landscape of natural scenery like trees or a pond. If he wants to draw a portrait, he could ask a family member to pose—or look in a mirror and create a self-portrait.♥

PARENT TO PARENT

Safe to make mistakes

My third grader, Mark, gets discouraged when he can't do something correctly right away. While he was practicing his typing skills, he said, "Forget it, I'm no good at this," and walked away from the computer.

I told Mark that mistakes are part of learning. I admitted that when I was his age, I wanted to quit the violin because I couldn't get the notes right on my favorite piece. Luckily, the school music teacher encouraged me to continue, and Mark knows that I enjoy playing the violin to this day.

To show Mark his mistakes were "stepping-stones," I drew circles across a sheet of paper. Each time he made a mistake while typing, I suggested he cross out a stepping-stone and start the sentence again. I knew that if he kept trying, he'd type an error-free sentence before he got to the last stone—and I was right.

Now Mark has a way to track his progress with typing and other things that require persistence.♥



Q & A

Study with a pencil in hand

Q: When my daughter studies for a test, she simply reads through her notes or textbook chapter once and announces she's finished. How can I help her study more effectively?

A: Reading is an important part of studying. But writing and drawing can help cement the information in her mind—in fun and interesting ways.

For example, if she's studying a textbook chapter, she could write answers to

the end-of-chapter questions or even design her own quiz. When she studies with a classmate, they might write questions on index cards and play "quiz show."

Sketching pictures is another good study strategy. To prepare for a test on planets, she can draw and label the solar system. Or she could draw pizzas and write fractions on the slices while studying for a math test.♥



OUR PURPOSE

To provide busy parents with practical ideas that promote school success, parent involvement, and more effective parenting.

Resources for Educators,
a division of CCH Incorporated
128 N. Royal Avenue • Front Royal, VA 22630
800-394-5052 • rfeustomer@wolterskluwer.com
www.rfeonline.com
ISSN 1540-5621