



Highlands Elem School

5850 Laurel Ave La Grange Highlands, IL 60525 (708) 579-6886

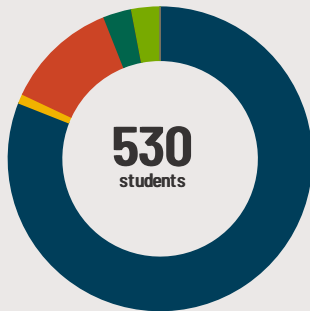
Grades: PK - 4

District: LaGrange Highlands SD 106

Principal: Ms.Laura Magruder

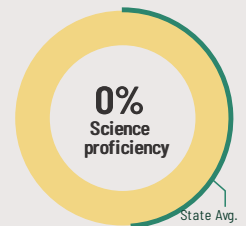
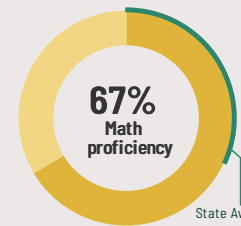
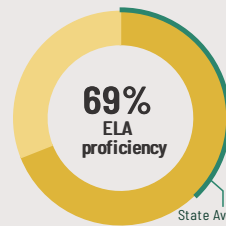
Superintendent: Dr.Amy Warke

Fast Facts



Student Characteristics

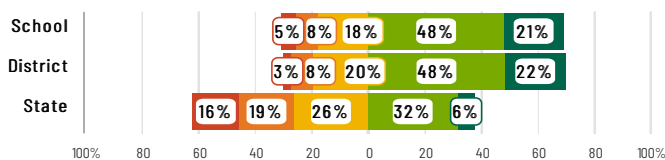
White	81%
Black	1%
Hispanic	12%
Asian	3%
American Indian	0%
Two or More Races	3%
Pacific Islander	0%
Low Income	5%
English Learners	8%
With IEPs	13%
With Disabilities	-
Homeless	0%



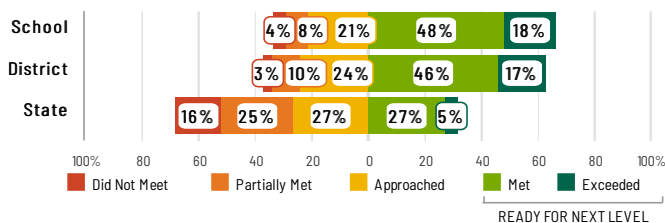
Academic Success

All Illinois students in grades 3-8 take the IAR assessment each year. High school students take the SAT in English Language Arts and Math.

English Language Arts



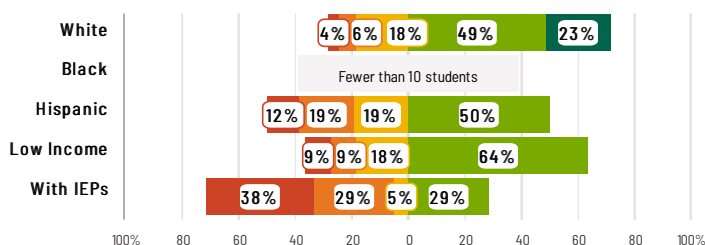
Mathematics



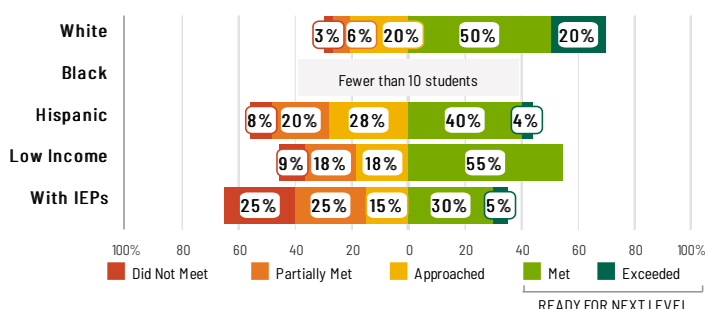
Success by Student Group

This display shows IAR ELA & Math performance levels for each student group. No data is shown for groups with fewer than 10 students.

English Language Arts



Mathematics



School Environment



The **5Essentials Survey** allows students in grades 6-12 and all teachers to share their perspectives on essential conditions for learning. The anonymous survey consists of 5 components.

- Most implementation
- More implementation
- Average implementation
- Less implementation
- Least implementation
- Not Applicable/Low Response

Response Rates

Students	97%
Teachers	80%

Average Effective Leaders

Do principals and teachers implement a shared vision for success?

More Collaborative Teachers

Do teachers collaborate to promote professional growth?

More Ambitious Instruction

Are classes challenging and engaging?

More Supportive Environment

Is the school safe, demanding, and supportive?

Most Involved Families

Does the entire staff build strong external relationships?

Student Attendance and Mobility

Attendance Rate

Rate at which students are present at school, not including excused or unexcused absences

Chronic Absenteeism

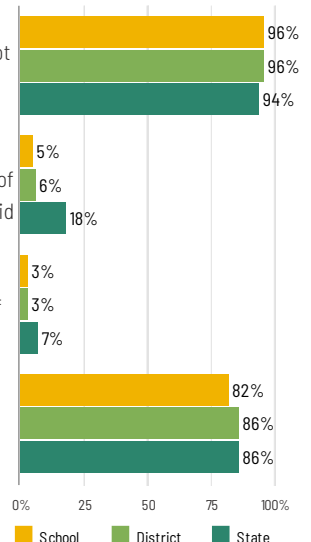
Percentage of students who miss 10% or more of school days per year either with or without a valid excuse

Student Mobility

Percentage of students who transfer in or out of the school during the school year, not including graduates

Teacher Retention

Percentage of full time teachers who return to the same school year to year





Highlands Elem School

School Highlights

Academic Courses

Teachers, parents, students, and community members promote an instructional program designed to support student growth in all areas of learning, including language and communication, math and science, history, the arts, technology, and physical and social-emotional health.

Physical Education, Health and Wellness

Classroom and physical education specialists support the delivery of a physical education and health program which includes high levels of activity and engagement, along with a focus on the cognitive appreciation of physical fitness and a healthy lifestyle. All students attend daily physical education classes taught by certified PE instructors.

Other Programs and Activities

Extracurricular activities at Highlands provide students with the opportunity to practice teamwork, determination, and commitment. Clubs and activities include athletic-, service-, and curricular-aligned programs.

School Awards

Illinois Honor Roll Academic Excellence Award

Career Development Courses and Programs

Athletics

Intramural sports and athletic programs allow students to participate in a variety of activities designed to promote physical wellness, teamwork, focus, and self-discipline.

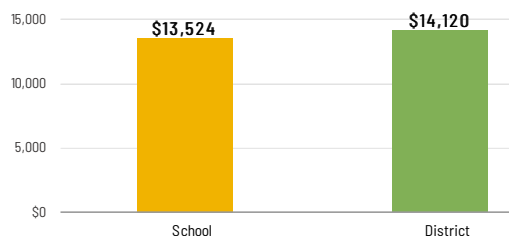
School Personnel Resources

Early childhood instruction is available for preschool-aged children. Co-taught classrooms are in place at every grade level. A full-time social worker, inclusion specialist, nurse, related services personnel, and interventionists provide additional support to students. All staff actively work together to be sure all students are supported.

Facilities

School-Level Finance

The Every Student Succeeds Act requires LEAs to report school-level expenditure data, beginning with School Year 18-19 data. LEAs are required to report actual personnel and non-personnel expenditures of both site-specific and district centralized expenditures. Expenditures are shown at the site level and must be disaggregated by source of funds (federal vs. state/local). These data are self-reported and may differ from AFR data.



Educator Measures

This school has had **1 principal(s)** over the past 6 years. In the last three years, an average of **82% of teachers** return to this school each year.

FOR MORE INFORMATION

Visit IllinoisReportCard.com to see additional details about each item of information for this school. There you will find charts spanning multiple years, detailed explanations, resources, more of the school's programs and activities, and powerful tools that let you dig deeper into data.

Most of this data has been collected by ISBE from school districts through data systems. Some information, such as the School Highlights, is entered directly by principals and can be updated throughout the year.